

[Repair of a fractured veneered crown] (with fragments)

Components to be used



Super-Bond C&B
and V-PRIMER



Porcelain Liner M

1 Cleaning the fractured surfaces




2 Rinsing



3 Drying



4 Mixing Liquids A and B




Porcelain Liner M

5 Applying the mixture to the fragments



6 Heating

Blow dryer
80°C ~ 120°C



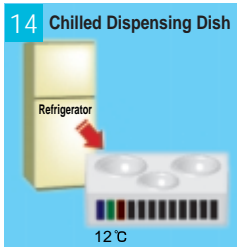

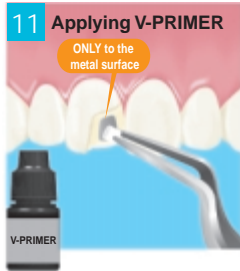
heating further improves
bond strength

7 Roughening the fractured surfaces



8 Cleaning the fractured surfaces





L-Type Esthetic
L-Type Clear

