

[Cementation of a ceramic inlay]

Components to be used



Super-Bond C&B
and V-PRIMER



Porcelain Liner M




1 Cleaning



2 Rinsing



3 Drying

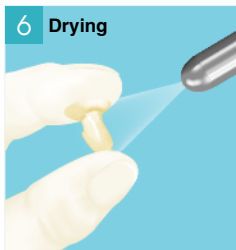


4 Mixing Liquids A and B

Porcelain Liner M



5 Applying the mixture



6 Drying



7 Heating



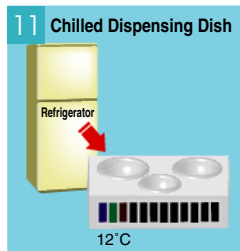
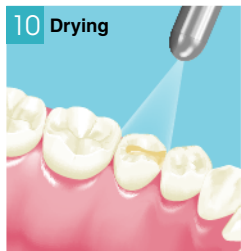
heating further improves
bond strength



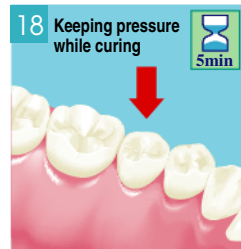
8 Tooth conditioning

Enamel	Dentin
30sec	5-10sec

GREEN
ACTIVATOR



L-Type Esthetic
L-Type Clear



19 Polishing

